

compassion explorer

How do
you get to
school?





What's Inside?

Hi, Compassion Explorers!

In this issue you may be surprised to learn what it takes for some kids to get to school each day. Let's check it out!

Departments

- Compassionate Kids **PAGE 3**
- Crafts, Recipes and Projects **PAGE 10**
- What Does God Say About ... ? **PAGE 13**
- Just for Grins and Giggles **PAGE 16**

ABOUT THE COVER

Children from Indonesia walk to school. Can you find similarities and differences between your journey to school and theirs?



Welcome to My World!

Follow these kids to school.

PAGE 4



On a Mission

A Compassion-sponsored girl teaches her friends about Jesus!

PAGE 7



Skills for Life

Children learn cool skills.

PAGE 8




Games

Fun from other cultures!

PAGE 14

Compassionate Kids



Photography by Melody Dowdy



Gentry Rose, left, and Keaton with their mom, Melody

Playing It Cool

Keaton, age 11, Gentry Rose, age 7, Georgia

When Gentry Rose and her brother, Keaton, held a big sale in their yard, she realized something: "I think giving away my toys and selling them is just as much fun — or more — as still keeping them."

The siblings held the sale to raise money for their family's sponsored kids — Mwendwa in Kenya and Genesis in Bolivia. They sold toys, books, dress-up clothes, cookies and lemonade while telling customers about Compassion. One customer decided to sponsor a child! Keaton and Gentry Rose raised almost \$600.

Keaton sold all his toys except his Legos, but he doesn't miss them. "It made me really happy to help Mwendwa," he says.



If I Were ... an Author

Carson, age 14, Davis, age 12, Colorado

Carson and Davis don't read bedtime stories together

anymore. They write them. These two brothers have self-published two books and have more in the works — and they donate 10 percent of the money they earn to Compassion.

If I Were a Worm ... and *If I Were a Fish ...* take young kids on the daily adventures of those animals. "We brainstorm before bed," Carson says.

Carson and Davis wanted to use their books to help Compassion kids when they heard a college student speak about how Compassion helped him grow up in Africa. They hope their books encourage other people to sponsor kids, too.

"We've learned how important Proverbs 31:8-9 is," Carson says. "Especially the part that says, 'defend the rights of the poor and needy.'"



"Speak up for those who cannot speak for themselves, for the rights of all who are destitute. Speak up and judge fairly; defend the rights of the poor and needy."

— Proverbs 31:8-9

compassion
explorer

Compassion Explorer Magazine is published three times per year by Compassion International. © Compassion International 2013. All rights reserved.

Scripture taken from the HOLY BIBLE. NEW INTERNATIONAL VERSION®. Copyright © 1973, 1978, 1984, 2011 by Biblica, Inc.™ Used by permission. All rights reserved worldwide.

SENIOR DIRECTOR, USA COMMUNICATIONS AND ADVOCACY
Paul Moede
DIRECTOR OF COMMUNICATIONS, USA
Tim Glenn
EDITOR-IN-CHIEF
Leanna Summers
MANAGING EDITOR
Willow Welter
PRINT PRODUCTION
Michelle Dana

WRITERS AND CONTRIBUTORS
Lorie Barnes, Edwin Estioko, Rebecca Harcharik, Jeremy V. Jones, Leanna Summers, Willow Welter
PROOFREADING AND EDITING
Dan Benson, Colleen Keeffe, Debby Weaver, Suellen Wenz
ART DIRECTOR
Mark Kyle
DESIGNER
Callie Wilburn

ILLUSTRATOR
Luke Flowers
PHOTOGRAPHERS
Ben Adams, Adele Berg, Chuck Bigger, Edwin Estioko, Callie Wilburn
QUESTIONS OR COMMENTS?
Email us at compassionkids@us.ci.org or write to Compassion International, Attn: Compassion Explorer Magazine Editor, 12290 Voyager Parkway, Colorado Springs, CO 80921.

WELCOME TO MY WORLD!


How do you get to school?

BY WILLOW WELTER



DRY RUN!

Sponsored children from a village in the Philippines hurry through a coconut-tree grove to get to their Compassion center.



EXPLORE
ONLINE

Watch a video of the kids' river ride at compassion.com/explorermagazine.

Photos by Edwin Estiloro

These kids in the Philippines used to swim across a dangerous river just to get to school. Now a canoe helps them start their journey.



WATER IN THE WAY!

A river separates kids in the village of Tabok from their school and Compassion center. For these sponsored kids, getting to school isn't as easy as a short drive. Until a few years ago, they had to swim across the Wawa River just to get to school.

SAFER THAN SWIMMING

To cross the river, now kids board a canoe made from a coconut-tree trunk. Before, students packed extra clothes to change into after swimming across. Swimming was dangerous because of the risk of drowning.

THE ROUTE TO SCHOOL



DID YOU
KNOW?

For kids in developing countries, getting to school isn't always safe or easy because ...

- They have to cross **busy streets**.
- Their families **can't afford cars**, and there are no school buses.
- They walk through or past **garbage dumps**.
- **Sewage** runs through the streets.

FLOATING ALONG

Mary Joy Libante, 13, likes to relax on the boat. Parents of sponsored kids paddle the boat and walk children to school or their Compassion center.



OVER THE RIVER AND THROUGH THE FIELDS

Once all the kids have crossed the river, they laugh and play on their 45-minute walk through three rice fields and a coconut grove, down a rough road, and over a paved highway. Adults help the children get across the highway.



TIME TO LEARN!

At the center, sponsored kids can kick off their shoes and start learning, playing, eating, reading letters from their sponsors, and hearing Bible stories. This makes their journey worth it!



"Trust in the Lord with all your heart and lean not on your own understanding; in all your ways submit to him, and he will make your paths straight."

— Proverbs 3:5-6

HOW KIDS AROUND THE WORLD TRAVEL



Tuk-Tuk — Thailand



Water Taxi — Colombia



Taxi Cab — Ethiopia



Rickshaw — India

On a Mission

BY JEREMY V. JONES

Meet a girl in the Philippines who loves to teach — especially about Jesus.

The teacher who stands in the front of the courtyard is not a grown-up. She's a seventh-grader named Rodelin. But the younger kids listen carefully. Rodelin teaches them Bible stories and leads praise songs. Rodelin learned about how important it is to help others from her tutors and pastor at her Compassion center. They taught her about Jesus' love for her and encouraged her to dream.

"I want to be a teacher," Rodelin says. "I was born poor. I know how hard it is to be poor. I feel sorry for the kids. That's why I want to help them."

Rodelin has seven younger brothers and sisters. Her father works as a driver, but his job does not always bring enough money. She became a Compassion-sponsored child four years ago.

Now Rodelin has books, supplies and uniforms to go to school. She discovered how much Jesus loves her, too, and gave her life to Him. She wasn't alone.

"The most wonderful thing that happened to me was when both of my parents accepted Jesus as their Lord and Savior," Rodelin says. "Life has never been the same again."

Now she believes nothing is impossible — especially becoming a teacher when she's grown up. Why is she so sure? "For I know the plans I have for you," declares the LORD, "plans to prosper you and not to harm you, plans to give you hope and a future," she says, quoting Jeremiah 29:11.

Rodelin has already seen God working out those plans in her life.



PHILIPPINES



ISLANDS 7,100

ISLANDS WITH PEOPLE 800

POPULATION 105,720,644

CAPITAL CITY Manila

LANGUAGES Filipino, English, various dialects

Skills for Life

Many children in the developing world won't be able to continue their schooling when they are older, so it is important for them to learn skills to earn money. The money they will make when they grow up will help them feed their own families and send their children to school.

BY LEANNA SUMMERS



ETHIOPIA

Jobs are hard to get in Ethiopia because there isn't enough work. A simple skill like cutting hair is important to have and can help people earn enough money to buy food and meet other needs. That's why these Ethiopian kids at a Compassion center are learning how to cut hair.

Photos by Chuck Bigger



PERU

In Peru, kids at a Compassion center are learning how to silkscreen T-shirts. When they get older, they can make shirts to sell to tourists.



GUATEMALA

Many poor children don't have electricity in their homes, so they have never cooked with a stove or a microwave oven. But at a Compassion center in Guatemala, kids are using the center's kitchen to learn how to make mango jam. After pouring it into jars, they will put labels on the jars and sell them to people in their neighborhood.



THAILAND

In Asia, cars are too expensive for many people, so they own motorcycles. These boys at a Compassion center in Thailand are learning how to fix motorcycles so they can become motorcycle mechanics someday.

MANGO JAM

Adult help needed.

Mangos are popular in many tropical countries where Compassion sponsors help children. Mango trees can grow more than 100 feet tall and were even grown in India 5,000 years ago!



Cesia in Guatemala cuts pieces of mango to make jam.

INGREDIENTS

- 2 c. prepared mango
(about 2 medium fully ripe mangos)
- 1 tbsp. lemon juice
- 2-3 c. sugar
- ¼ tsp. butter
- 1 pouch pectin

DIRECTIONS

- 1 Peel and pit mangos. Measure exactly 2 cups prepared fruit into 2- or 4-quart pot.
- 2 Grind or crush fruit with potato masher. Stir in lemon juice.
- 3 Place mixture on stove and cook over medium heat, stirring regularly.
- 4 After about 4-5 minutes,* add sugar and butter to pot.
- 5 Bring mixture to full rolling boil on high heat, stirring constantly.

SUPPLIES

- One 2- or 4-quart pot
- 1 ladle
- 1 potato masher
- 1 cutting board
- 1 large kitchen knife

- 6 Stir in pectin. Return to full rolling boil and boil 1 minute, stirring constantly. Remove from heat. Skim off any foam with spoon.
- 7 Ladle immediately into storage container.

After it cools, you are ready to eat your mango jam! Try it on toast or with crackers and cream cheese. Store in a covered container and refrigerate. It will last 1-2 weeks.

* At elevations above 1,000 feet, increase cooking time as indicated:
1,001 to 3,000 ft. = 5 min.;
3,001 to 6,000 ft. = 10 min.;
6,001 to 8,000 ft. = 15 min.;
8,001 to 10,000 ft. = 20 min.



TOASTED CORN NUTS

Adult help needed.

Children in the Philippines enjoy snacking on *karoke*, which are toasted corn nuts, and you can, too!

INGREDIENTS

- 2 c. white corn kernels, dried
(find them at your local health-food store)
- 4 tbsp. corn oil
- 1 tbsp. seasoning of choice, such as kosher salt, garlic salt or popcorn seasoning

SUPPLIES

- roasting pan large enough for all kernels
- paper towels
- pot to soak the kernels

DIRECTIONS

- 1 Soak dried corn in 8 cups of water for 12 to 18 hours. When finished soaking, drain water and use paper towels to dry the kernels.
- 2 Preheat oven to 400 degrees.
- 3 Place a single layer of corn kernels on a roasting pan, add oil and toss until thoroughly coated. Bake the kernels in the oven for 25 to 30 minutes, stirring every 5



to 6 minutes, until golden brown.

- 4 Using a spatula, place corn on paper towels to absorb excess oil. While still oily, select desired seasoning and sprinkle over the kernels, turning them to season completely.
- 5 At first, the kernels may be somewhat chewy from the absorbed oil. Dry the corn in a cool, dry area for a day or so.



Designed to a T!

BY REBECA HARCHARIK

Adult help needed.

SUPPLIES

- adhesive vinyl paper or contact paper
- X-Acto-style utility knife
- blank T-shirt
- masking tape (optional)
- stencil template (optional)
- cutting board
- piece of cardboard
- sponge brush
- fabric paint

DIRECTIONS

- 1 Draw a design on contact paper or adhesive vinyl paper. Or print a design from your photos or the Internet in black and white, and staple it onto contact paper.
- 2 Using a utility knife, cut out the pattern on top of a cutting board, as if you were tracing it. This makes your stencil.
- 3 Peel your stencil and place the sticky side on the T-shirt. You can also use masking tape to secure your stencil.
- 4 Place a piece of cardboard inside your T-shirt behind the stencil, to prevent paint from bleeding.
- 5 Using a sponge brush, apply fabric paint to the cut-out areas of your stencil. If you place additional cardboard around your stencil to protect it, use fabric spray paint instead.
- 6 Allow the paint to dry. Then peel off your stencil.
- 7 Your T-shirt is ready for wearing!



FROM THE BIBLE

"For you created my inmost being; you knit me together in my mother's womb."

— Psalm 139:13

God is the ultimate artist — He designed each one of us to be beautiful and unique even before we were born! See if you can notice God's magnificent artwork today.

Try your hand at designing your own T-shirt, as the Compassion-assisted children in Peru are doing on page 9.



Download stencil templates at compassion.com/explorermagazine.

What Does God Say About ...

Serving?

BY LORIE BARNES

"ME LAST!"

Have you ever been the last person to be chosen for a team? Do you go to the end of the line because your last name starts with Z? Do you run to get "first dibs" on the front seat of the car when piling in for carpool? How does it feel to be first in line when you are hot and thirsty? Jesus had some curious things to say about first and last.

In the Bible, two brothers asked Jesus for a big favor. They wanted special seats, one on the right and one on the left of Jesus' throne after He was anointed King! They said, "Let one of us sit at your right and the other at your left in your glory" (Mark 10:37).

The other disciples heard about it, and they were mad. Maybe they wanted the best seats, too! Jesus decided to gather them all together to talk about it. How did He answer them? Discover in Mark 10:42-45. Verse 45 says, "For even the Son of Man did not come to be served, but to serve, and to give his life as a ransom for many." How did Jesus show His disciples to serve others?

In God's kingdom, the servant is the greatest.

How does Jesus want you to serve others? Here are some ideas!

In your neighborhood:

- Rake leaves for elderly neighbors or help them with trash.

School:

- In the lunch line, let others go ahead of you instead of wanting to be first.
- Help a friend with her backpack.

Home:

- Do one of your chores before you are reminded.
- Take out all the garbage in the house.



DEAR JESUS,

Thank You for teaching me how to serve. Help me to forget about me and to start thinking about others. Thank You for the ways my family, teachers and leaders in my church show me how to be a servant-leader, too. Help me to encourage others to be great leaders! I pray for _____, who needs someone to care about, listen to, or help out today. Jesus, I pray for Compassion-sponsored kids around the world who are learning to be servants in their Bible classes just like me!

IN JESUS' NAME, AMEN.

Get the ball rolling!

These fun games from around the world will keep you on your toes!



HUEVO QUEMADO (Burned Egg)

Bolivia, South America

This Bolivian variation of “Duck, Duck, Goose” requires 4–5 players to use their senses and run fast to avoid being the *huevo quemado*!

SUPPLIES

- a ball, a scarf or any other small object

DIRECTIONS

- 1 All but one of the players sit on the floor in a circle facing each other, with their eyes closed.
- 2 The player who is on the outside holds the object. He walks around the circle and quietly leaves the object behind one of the sitting players.
- 3 This player has to sense that the object was placed behind her, grab it, run around the circle and tag the one who left the object before he reaches the empty spot and sits down.
- 4 The tagged player has to sit in the middle of the circle and is the “burned egg” until another child gets tagged and replaces him.



PILOLO Ghana, Africa

In this Ghanaian game, 6 children compete to be the first to find the hidden objects and earn points.

SUPPLIES

- sticks, stones or pennies (one object for each player)

DIRECTIONS

- 1 Designate a leader and a timekeeper, and determine a finish line. The leader hides the pennies while the other players have their backs turned.
- 2 The timekeeper waits at the finish line to judge which player is first. When the leader says, “*Pilolo!*” (which means “time to search for”), the timekeeper starts the watch, and players race to be the first to find the object and take it across the finish line. The winner is awarded one point.
- 3 The game is repeated as many times as you’d like. The player with the most points wins.



LEENDA Burkina Faso, Africa

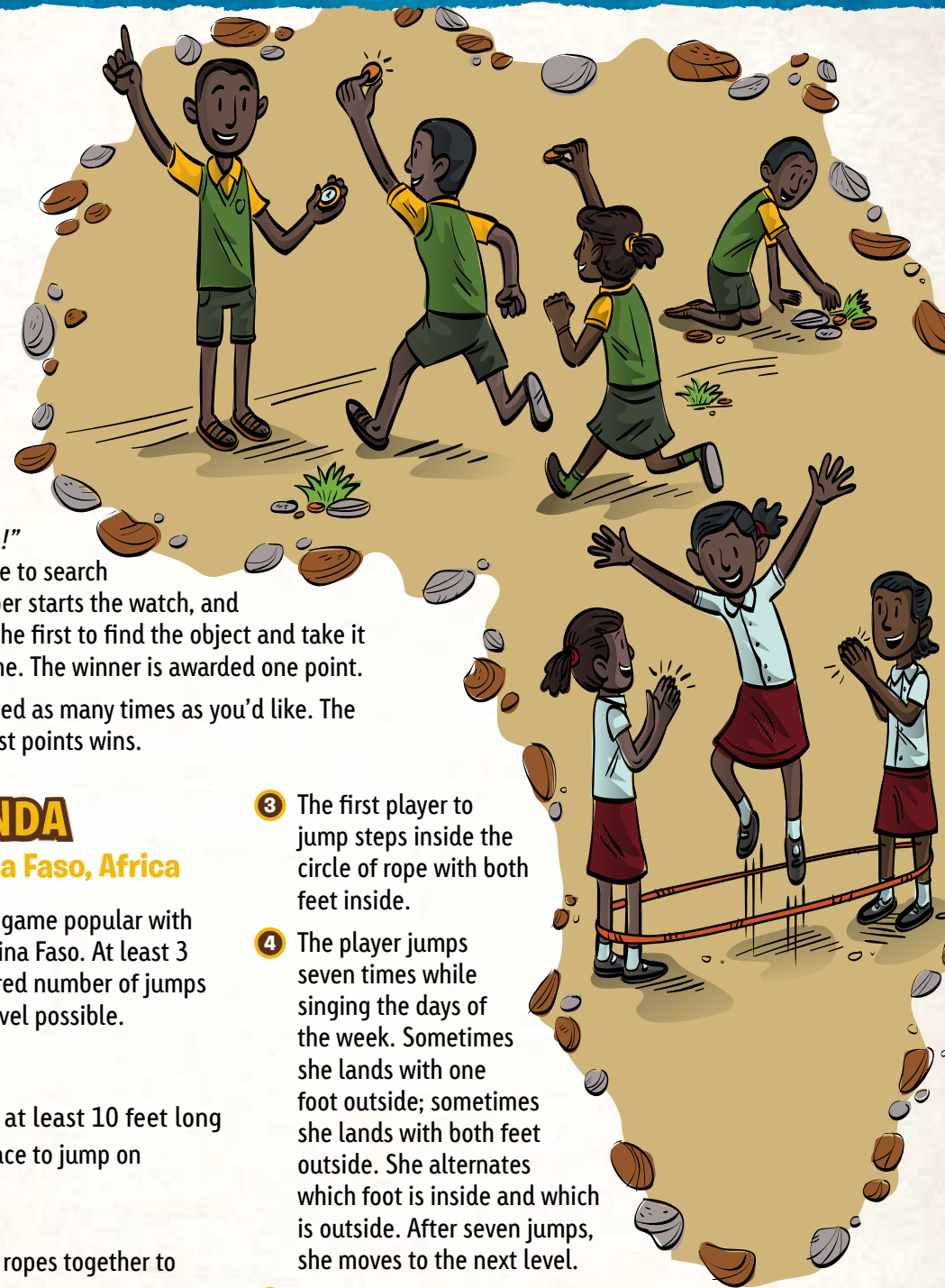
Leenda is a jump-rope game popular with kids of all ages in Burkina Faso. At least 3 players jump the required number of jumps to get to the highest level possible.

SUPPLIES

- 2 long jump ropes, at least 10 feet long
- a flat and hard surface to jump on

DIRECTIONS

- 1 Tie the ends of the ropes together to make a long circle.
- 2 Two players stand at opposite ends and face each other. They stand inside the rope circle. Placing their ankles against the rope they push out until the rope is fully extended and off the ground.
- 3 The first player to jump steps inside the circle of rope with both feet inside.
- 4 The player jumps seven times while singing the days of the week. Sometimes she lands with one foot outside; sometimes she lands with both feet outside. She alternates which foot is inside and which is outside. After seven jumps, she moves to the next level.
- 5 The players then proceed to different levels of difficulty such as having to jump the rope when it is calf-high, knee-high, hip-high, and even higher if possible.
- 6 The player who completes all seven jumps at the highest level is the winner.



Illustrations by Luke Flowers

→ Just for Grins and Giggles

Compassion helps keep babies healthy by providing nutritious food for them and their moms. These Compassion-assisted babies are having fun at a park in the Philippines.



SEND YOUR CAPTIONS TO:

Compassion International, Attn: *Compassion Explorer Magazine* Editor, 12290 Voyager Parkway, Colorado Springs, CO 80921. Or email it to compassionkids@us.ci.org.

OK, I think I could fit one more pet!

Abby Faith, 10
 Muscle Shoals, Ala.

Meet Duke, Layna, and Mr. Quackers!

Summer, 8
 Hattiesburg, Miss.

I love my dog, cat and duck.

Lydia, 6
 Lake in the Hills, Ill.

I love ducks!

No, cats!
 No, dogs!

I love all of them!

Katie, 8
 Ridge, NY

Dogs, cats and geese, oh my!

Brooke, 11
 Mandeville, La.

Some of my furry and feathered friends.

Danae, 12
 Mechanicsville, Va.

Miss Macdonald had a dog, a cat and a duck. E-I-E-I-O.

Maddie, 7
 Elk Grove, Calif.



Remember this picture from the Summer 2013 issue of *Compassion Explorer Magazine*? Here are some of your great captions!

COMPASSION MAGAZINE NOW AVAILABLE ON IPAD!

HIS STORY » LIKE YOU'VE NEVER EXPERIENCED IT BEFORE.

Subscribe to *Compassion Magazine* on iPad for free and get exclusive stories and enriched multimedia features.

