

MAKE SUMMER COUNT!



SUNDAY MONDAY TUESDAY WEDNESDAY THURSDAY FRIDAY SATURDAY

WAY TO PRAY

Ask God to help you be happy with simple things this week.

8

SUNNY SERVICE

Surprise someone you love with breakfast in bed, a handmade greeting card, or by doing a chore for them!

9

MEMORIZE A VERSE

"Keep your lives free from the love of money and be content with what you have, because God has said, 'Never will I leave you; never will I forsake you.'"
— Hebrews 13:5

10

GARBAGE BAG BALL!

Children in poverty can't afford to buy toys, so they make their own.

1. Wad five plastic grocery bags into one ball.
2. Place the wad of bags into one more bag and close it.
3. Wrap the handles of the bag around the wad and tie the ends.
4. Wrap twine or yarn around the ball and tie. You're ready for a game of soccer!

18

FIND OUT WHAT IT'S LIKE??

Eating meat is a luxury for people in poverty because the cost of meat is too high for them. So they eat mostly a vegetarian diet. Talk to your mom or dad about giving up meat for three days in a row, instead eating other forms of protein, like beans and rice, nuts, nut butters, whole grains and dairy products.

14

WAY TO PRAY

Tell Jesus that you want to follow His example of giving and serving.

15

GET CRAFTY

When you do something kind for someone, you set an example of service for other people. So your gift is multiplied, just like the paper people in this craft!

17

CAN YOU DIG IT?

At some Compassion centers, kids help grow vegetables and fruits. Grow your own garden to save money and eat healthily!

19

INDOOR SCAVENGER HUNT

What gifts do you have in your own home? Find five items around the house and write down ways these gifts could help others.

21

WAY TO PRAY

Thank God for one gift He has given you.

Say the Lord's Prayer (Matthew 6:9-13) before a meal.

22

★ TALENT SCOUT 1

Think of someone you know who has special needs, someone who seems a lot different from you, or someone you have trouble getting along with. It's easy to focus on what makes him or her different from you. But everyone has talents and good qualities. Can you find good qualities or talents in the people you thought of? Here are examples to get you started:

- They are good listeners.
- They have friendly smiles.
- They make great drawings.
- They share.

Tell at least two people about the good qualities you see in them!

25

FUN With FRUIT!

It takes courage to try new things, but you can discover yummy foods! People in Africa and Asia eat some fruits you might not recognize. Find some of these fruits at the store, then make a fruit salad with at least one you've never tried!

- papaya
- guava
- passion fruit
- mango
- jackfruit
- pomegranate
- star fruit

27

STORY TIME!

Read *Ratsi and Stamper*, a tale from a Rwandan fable, online at compassion.com/exploreonline. Then answer the questions.

28



When you see DIVE IN! turn to the back of the calendar for more instructions!



WAY TO PRAY

Thank God that you have safe water to drink, food to eat and electricity in your home.



29

MEMORIZE A VERSE


"When Jesus spoke again to the people, he said, 'I am the light of the world. Whoever follows me will never walk in darkness, but will have the light of life.'"

— John 8:12

6

WAY TO PRAY

Ask God to give you ideas for how to help others.



13

MEMORIZE A VERSE

"Whoever is kind to the poor lends to the LORD, and he will reward them for what they have done."

— Proverbs 19:17

20

DRINK IT IN



Millions of people in developing countries spend several hours a day collecting water. On top of that, the water could be contaminated and unsafe to drink!

Answer these questions about water:

1. What do you do when you are thirsty?
2. How many steps is it from your faucet to your bedroom?

1



LITTLE LIGHT OF MINE

It's easy to forget to feel thankful for comforts like electricity, which runs light bulbs, refrigerators, microwaves and other useful appliances. Some children in places where Compassion works live without electricity, so they do their homework by candlelight and go to bed early. Make your own candles with the activity in the Summer 2014 issue of *Compassion Explorer*, or at compassion.com/exploreonline, then go an evening without electricity.

9

SIMPLE GESTURE

Draw a picture and mail it to a special relative or friend.



14

BE A CAREGIVER

Pet-sit for a friend or a neighbor or offer to walk a neighbor's dog. You could also visit your local animal shelter to play with animals there.



16

WALK A MILE IN THEIR SHOES



Many families in developing countries walk long distances and wait in long lines to get water, then have to carry the heavy containers back home. Walk 1 mile away from home with your family. On the way home, discuss how it would feel to do that every time you needed water.

3

DETECTIVE WORK

Ask your parents how much electricity costs in your home. Write down some ways you can save electricity.



10



Many people in developing countries don't have access to safe water. The water they use to wash clothes, bathe, cook with and drink all comes from muddy rivers. Try a science experiment to learn about how to purify water.

DIVE IN!



11



Write a letter to your sponsored child. Here are some ideas for questions you could ask in your letter:

1. Where do you get your drinking water?
2. Does your home have electricity? If not, do you use candles to see?
3. What games do you like to play?
4. What kinds of foods do you eat?



19

Many schoolchildren in Africa have never owned a book. Go through your books and magazines. With your parents, organize a book sale, then donate the money you raise to a charity such as Compassion!




18

MEMORIZE A VERSE

"So in Christ we, though many, form one body, and each member belongs to all the others."

— Romans 12:5

23



GET COOKIN'!

On the back of this calendar, you'll find a recipe for sweet fritters, a dessert that people from India enjoy at parties. If you like bananas, you will especially like this dessert.

DIVE IN!

22

FUN in the SUN!



Get outside for some fresh air and try some games that children play around the world. You and an adult can find printable instructions for how to play *Huevo Quemado* from Bolivia, *Pilolo* from Ghana, and *Leenda* from Burkina Faso, online at compassion.com/kids-magazine/cultural-games.htm.

26

MEMORIZE A VERSE

"We have different gifts, according to the grace given to each of us."
— Romans 12:6

27

PARABLE TIME



Jesus often spoke in parables, which are simple stories that have a deep meaning or spiritual lesson. Read Matthew 25:14-30 then discuss these questions:

1. What talents do you have that you could use to serve other people?
2. How has someone else served you this summer?

29

FIND OUT WHAT IT'S LIKE??

Many children in poverty sleep on the floor because their family can't afford a bed. Spend a night on the floor. How did you sleep?

30

ACT IT OUT!



Invite family members or friends to act with you in a play.

You will take the role of a caregiver. You could play a nurse, doctor, veterinarian — anyone whose job is to care for others. Get out dress-up clothes, choose a stage area, and put on the play. At the end, ask yourself how it felt to be a caretaker. Did you like having responsibilities?



2

WAY TO PRAY

Trace your open hand on a piece of paper. On each finger, write one thing that your family has enough of. Pray for poor kids.

3

DETECTIVE WORK

With a parent, research the country where your sponsored child lives.

1. What is the weather (climate) like?
2. What do people eat?
3. What languages are spoken?
4. What religions are there?



11

FIND OUT WHAT IT'S LIKE??

Ask your parents to take you to a restaurant that serves food from the country where your sponsored child lives — or make a recipe at home. Then write to your child about what food you got to try.



12

MAKE SPACES FOR OTHERS

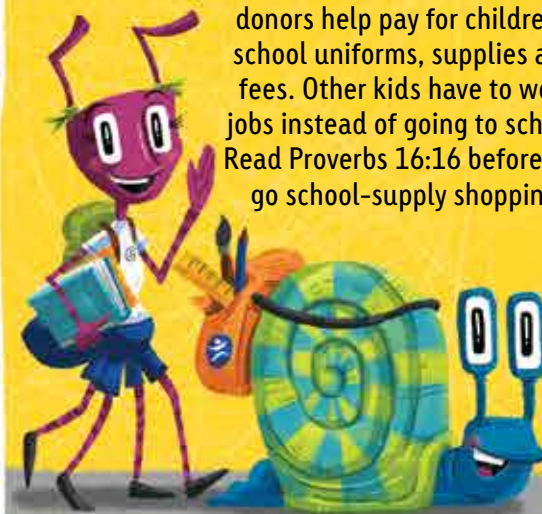


How can you simplify your life? Trace your foot on a sheet of paper. Inside your foot outline, write or draw the next step you will take to make time in your life to help others.

7

BACK 2 SCHOOL

Going to school gives us knowledge and wisdom, but many students who live in poverty cannot afford school supplies. That's why Compassion donors help pay for children's school uniforms, supplies and fees. Other kids have to work jobs instead of going to school. Read Proverbs 16:16 before you go school-supply shopping.



21

RAIN FOREST IN A BOTTLE



Rain forests are an important part of God's creation. Plants and trees in rain forests recycle and clean water and even clean the air! Do a science experiment to see how plants, air, water and soil create a healthy environment.

DIVE IN!

16

WAY TO PRAY

Dear Jesus, I am glad You are my great Guide and I can count on You every day to help me make good choices. Please help me to grow in many ways this school year, but especially help me to listen to Your guidance and to keep my eyes on YOU! In Your name, Amen.



17

SPEAK UP!



Write one sentence about something you have learned about poverty this summer and consider drawing a picture or two!

Have an adult email the words and pictures to us at CompassionKids@us.ci.org. Include your first name, age and city.

DRAWING STORY PICTURES?



19

KEEP GROWING!



For more ideas, have an adult download a special iPad edition. Here's how:

1. Go to App Store.
2. Search "Compassion Magazine" and download free app.
3. Choose *Compassion Explorer*.

23





CAN YOU DIG IT? (JUNE)

SUPPLIES

- a vegetable bed or clay pots to use outside
- soil
- compost or other fertilizer
- a small shovel
- seeds for your vegetables*
- garden gloves (optional)

DIRECTIONS

- 1 If using a bed to plant seeds, make rows in the dirt with your shovel for your seeds. Then make small holes in the dirt about an inch deep for your seeds.
- 2 Plant the seeds and then cover them up with more dirt.
- 3 Fertilize right away.
- 4 Water every day and re-fertilize frequently.
- 5 Check the harvest schedule on the seeds leaflet.

* Visit a local nursery or garden center. See which vegetables grow best in your climate at this time of year, and check out the planting and harvesting season instructions.



GET CRAFTY (JUNE)

DIRECTIONS

- 1 Cut a piece of 8.5"-by-11" paper in half lengthwise.
- 2 Fold it accordion-style to make four equal pleats.
- 3 Draw a figure of a person on the top layer, making sure that the arms extend beyond the sides of the paper.
- 4 Cut out the figure and unfold. It will be a chain of people holding hands!



PURE SCIENCE! (JULY)


You'll need: a large kitchen bowl, plastic wrap, a drinking glass, salt, food coloring, water and a stone.

DIRECTIONS

Fill the bowl about ¾ full of water. Mix the salt and food coloring into the water until the water doesn't look or taste good.

Place the empty drinking glass in the center of the bowl. Cover the bowl with plastic wrap. Place the stone

on top of the plastic wrap in the center of the bowl so that it dips right above the top of the drinking glass. Then place the bowl in a sunny spot. The heat from the sun is trapped inside the bowl. The water evaporates and condenses on the plastic wrap because the temperature inside the bowl is higher than outside the bowl. The condensation travels down the plastic wrap to the low point and drips into the cup. The things you added to the water stay in the bowl. The water in the cup is clean enough to drink.



SWEET FRITTERS (JULY)

INGREDIENTS

- 4-5 bananas cut in half lengthwise
- 1 c. all-purpose flour
- 4 tbsp. sugar
- ½ tsp. baking soda
- 1 beaten egg
- milk or water
- sprinkle of cumin seeds
- ¼ c. vegetable oil

DIRECTIONS

- 1 Mix the dry ingredients together.
- 2 Add the beaten egg.
- 3 Add enough milk or water until all the ingredients have reached the consistency of pancake batter.
- 4 Heat the oil on medium in a pan.
- 5 Dip the banana slices in the batter and fry them in the oil for about 30 seconds on each side until they are brown.



RAIN FOREST IN A BOTTLE (AUGUST)


SUPPLIES

- recycled clear plastic 2-liter bottle and cap
- grass and/or herb seeds
- enough potting soil to cover 2 inches on the bottom of the bottle
- handful of small pebbles
- ¼ cup of water

DIRECTIONS

- 1 Place the stones in the bottom of your bottle.
- 2 Add the potting soil.
- 3 Add your seeds.
- 4 Add your water.
- 5 Place the cap on the bottle and place the bottle in a warm, sunny place.
- 6 Watch the bottle for several days! When the plants begin to grow in a few days, you will see drops of water that will "rain" down and keep watering your seeds! Scientists call this *transpiration*, *condensation* and *precipitation*. Look for transpiration when the water returns to the air from the plants. Condensation happens when water droplets form on the bottle, and precipitation is when the water droplets fall from the bottle to the soil.





SEE THE WORLD THROUGH GOD'S EYES - NO PASSPORT REQUIRED

Parents and church leaders: Go to stepintomyshoes.org to learn about Compassion's new interactive experience designed to inspire families through walking in the shoes of a family in poverty.