

# WHO NEEDS COMPASSION?

*moms everywhere*



## Devotionals: Friendship



### PRAY TO START

Thank God for your friends. Ask Him for help to be a good friend to people you meet.

### WHAT DO YOU THINK?

What are the things you love best about the friends you have? What makes a good friend?

### BEING A FRIEND

Friendship is a massive blessing from God. Isn't it awesome to be able to share life with our friends? Nothing beats laughing about something silly with a good friend, sharing a joke or fun times.

Jesus had friends He spent lots of time with. They were His disciples, and the Gospels are full of stories of what they did together as Jesus taught them about why He had come. He was also friends to all kinds of people, including many people who others didn't want to be friends with.

Friendship is a wonderful thing and we can make a big difference to other people by being their friend.

### WHAT THE BIBLE SAYS

Jesus entered Jericho and was passing through. A man was there by the name of Zacchaeus; he was a chief tax collector and was wealthy. He wanted to see who Jesus was, but because he was short he could not see over the crowd. So he ran ahead and climbed a sycamore-fig tree to see him, since Jesus was coming that way.

When Jesus reached the spot, he looked up and said to him, "Zacchaeus, come down immediately. I must stay at your house today." So he came down at once and welcomed him gladly.

All the people saw this and began to mutter, "He has gone to be the guest of a sinner."

But Zacchaeus stood up and said to the Lord, "Look, Lord! Here and now I give half of my possessions to the poor, and if I have cheated anybody out of anything, I will pay back four times the amount."

Jesus said to him, "Today salvation has come to this house, because this man, too, is a son of Abraham. For the Son of Man came to seek and to save the lost."

Luke 19:1-10, NIV

### A THOUGHT

Zacchaeus wasn't a very popular man. People didn't like him because he was collecting tax for the Romans, taking as much money as he could from the people so that he would be paid a decent share. This is how he had become so rich.

He wanted to hear what Jesus was saying and was so keen to see Him that he climbed a tree to get a better view. Jesus had never met him before and was surrounded by crowds of other people listening to Him, but He called him by name and asked to come to his house!

Jesus saw past Zacchaeus' sins and by inviting Himself to his house, showed His love, grace and forgiveness.

The people were shocked and couldn't believe Jesus would be friends with someone so awful, but Jesus explained that Zacchaeus was saved from his sin.

Jesus came into the world to find people like us, who do wrong things, as Zacchaeus did. He died and rose again so that we could be friends again with God. He also showed us how to be friends with other people by the way He loved Zacchaeus.

WHO NEEDS COMPASSION?  
*moms everywhere*



## Devotionals: Friendship (continued)



How can you be a good friend as Jesus was, even to people that others aren't friends with?

You can be a wonderful friend to your sponsored child. They will be delighted to hear from you when you write. You can pray for them, send them encouraging Bible verses, and tell them about your life.

### WHY NOT...

Make your sponsored child a cool friendship bracelet! We are only able to send flat paper items with letters to your sponsored child, and a friendship bracelet is the perfect present to send! See the instructions on the next two pages.

### PRAYER

Thank God for His friendship with us. Remember how wonderful it is to have a loving Father always with us in everything we do. Ask God for help to be a good friend to people around you, including to your sponsored child.

# Friendship Bracelet Instructions

## YOU WILL NEED:

An adult to help you | three sheets of colored paper in different colors  
scissors | a paper cutter if you have one | a pencil | a ruler | glue


---

## HOW TO MAKE IT:


- 1) Along one of the longest sides of your card, measure a centimeter in and draw a line making a centimeter strip.




- 2) Cut this out and repeat with all three pieces of card.



- 3) Place one piece of card straight up in front of you, with the other two pieces glued over the top, leaving a small piece at the end, as in the photo.




- 4) Fold the top bit of paper down and glue securely (the yellow end in the photo). Now begin braiding your card by carefully folding the top strip of card (the blue piece here) over the middle strip (the green piece here).




# Friendship Bracelet Instructions (continued)


- 
- 5)** Now fold the yellow piece of card over the middle strip (blue in the photo). Continue folding the outside piece of card over the middle strip to create your braided bracelet.



- 
- 6)** When you get to the end, carefully tuck away the end pieces by gluing them down and cutting off any longer pieces.



- 
- 7)** The friendship bracelet fits together on your wrist by carefully slotting one end into the folds at the other end (it is much easier if someone else does it up for you).



- 
- 8)** Your friendship bracelet is ready to send to your sponsored child!

